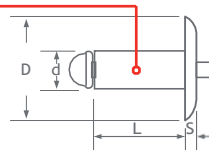


ALLUMINIO 3,5% MG / ACCIAIO - Testa Extra Larga
ALUMINIUM 3,5% MG / STEEL - Extra Large Head

Standard
Standard













ALLUMINIO
3,5% MG
ALUMINIUM
3,5% MG



ACCIAIO
STEEL



d mm.	L mm.	Codice Code	 mm.	 mm.	D mm.	S mm.	 N	 N	
4,8	10	B0054810	4,0 - 6,0	ø 4,9	16,0	1,8	2230	1690	3.000
	12	B0054812	6,0 - 8,0						3.000
	14	B0054814	8,0 - 10,0						2.500
	16	B0054816	10,0 - 12,0						2.500
	18	B0054818	12,0 - 14,0						2.500
	20	B0054820	14,0 - 16,0						2.500
	22	B0054822	16,0 - 18,0						2.500
	24	B0054824	17,0 - 19,0						2.000
	26	B0054826	19,0 - 21,0						2.000
	28	B0054828	21,0 - 23,0						2.000
	30	B0054830	23,0 - 25,0						2.000
35	B0054835	25,0 - 30,0	1.500						

d mm.	L mm.	Codice Code	 mm.	 mm.	D mm.	S mm.	 N	 N	
5,0	10	B0055010	4,0 - 6,0	ø 5,1	16,0	1,8	2500	2000	3.000
	12	B0055012	6,0 - 8,0						3.000
	14	B0055014	8,0 - 10,0						2.500
	16	B0055016	10,0 - 12,0						2.500
	18	B0055018	12,0 - 14,0						2.500
	21	B0055021	14,0 - 17,0						2.500
	24	B0055024	17,0 - 20,0						2.000
	27	B0055027	20,0 - 23,0						2.000
	30	B0055030	23,0 - 26,0						2.000